

Scaled data based on original data using
LM-79-08 Approved Method: Electrical and Photometric Measurements of Solid-
State Lighting Products

Test Report Prepared for
Cooper Lighting Solutions
(formerly Eaton)

Brand: McGRAW-EDISON

Report Number: P386002

Luminaire Tested: **GWC-SA1C-760-U-T2-HSS**

Issue Date: 3/3/2020

Test Information

Test Method: LM-79-08
Report Number: P386002
TEST IS SCALED FROM IESNA LM-79-08 TEST DATA (G2-1903-205-13)
Test Lab: INNOVATION CENTER
Issue Date: 3/3/2020
Manufacturer: COOPER LIGHTING SOLUTIONS (FORMERLY EATON)
Product Line: MCGRAW-EDISON
Catalog Number: GWC-SA1C-760-U-T2-HSS
Description: GALLEON WALL LUMINAIRE
(1) 70 CRI, 5700K, 1050mA LIGHTSQUARE WITH 16 LEDS AND TYPE II OPTICS
WITH HOUSE SIDE SHIELD
Light Source: -
Ballast/Driver: ELECTRONIC DRIVER

Summary

Lumens per Lamp: N/A
Luminaire Lumens: 5373 lumens
Efficiency: N/A
Efficacy: 91.1 lumens/watt
Luminous Opening: Rectangular (W 0.5' x L: 0.5' x H: 0')
IES Classification: Type II - Medium
BUG Rating: B0 - U0 - G2

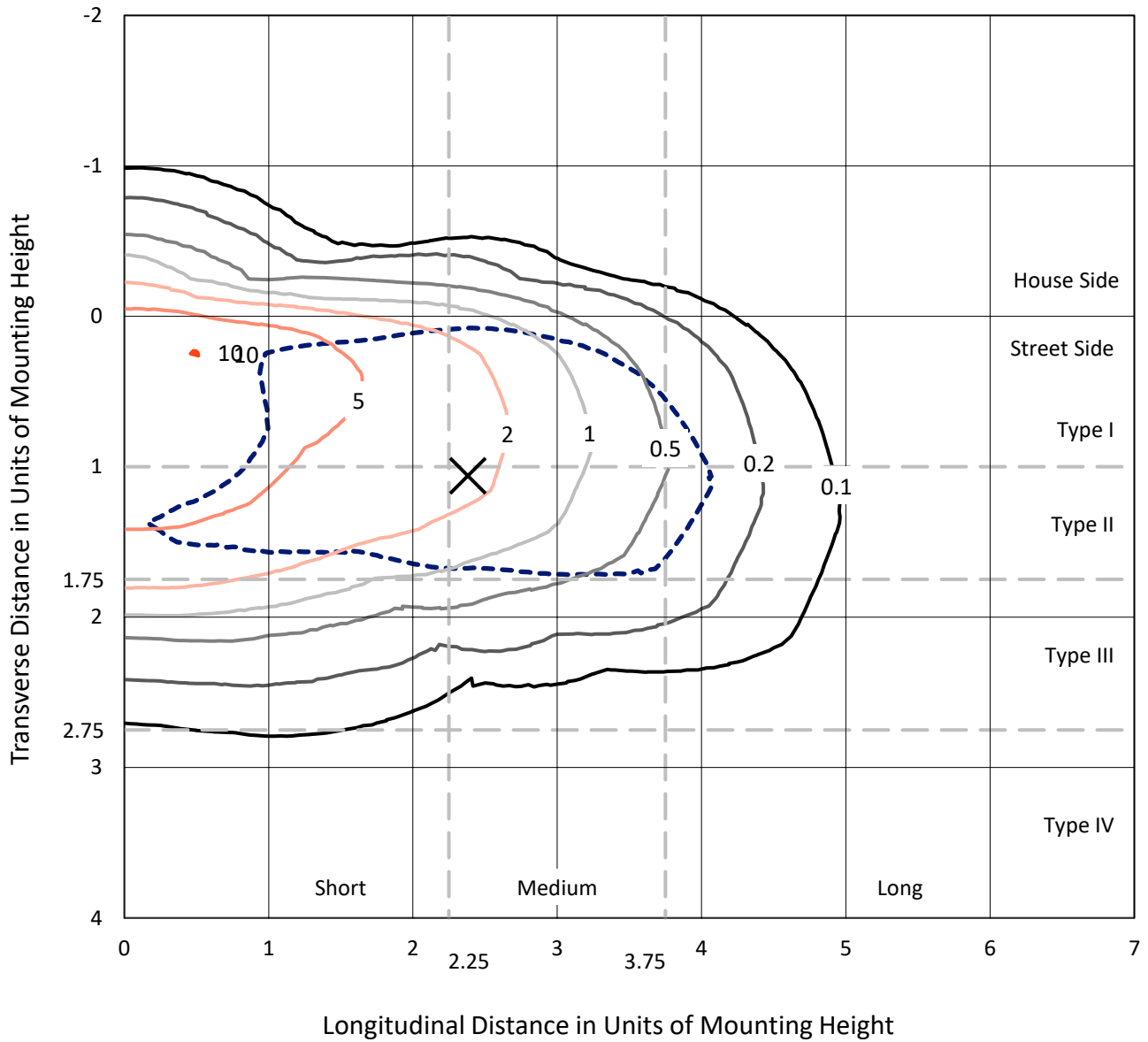
Input Watts (W): 59
Input Voltage (V): NR
Input Current (A_{in}): NR
Voltage Rise (V): NR
Power Factor: NR
Total Harmonic Distortion (THDi): NR
Frequency (hertz): 60
Stabilization Time: NR
Operation Time: NR
Ambient Temperature (°C): NR
Test Distance: 24 FT



REPORT NUMBER: P386002
 CATALOG NUMBER: GWC-SA1C-760-U-T2-HSS

Iso-Footcandle Lines of Horizontal Illumination

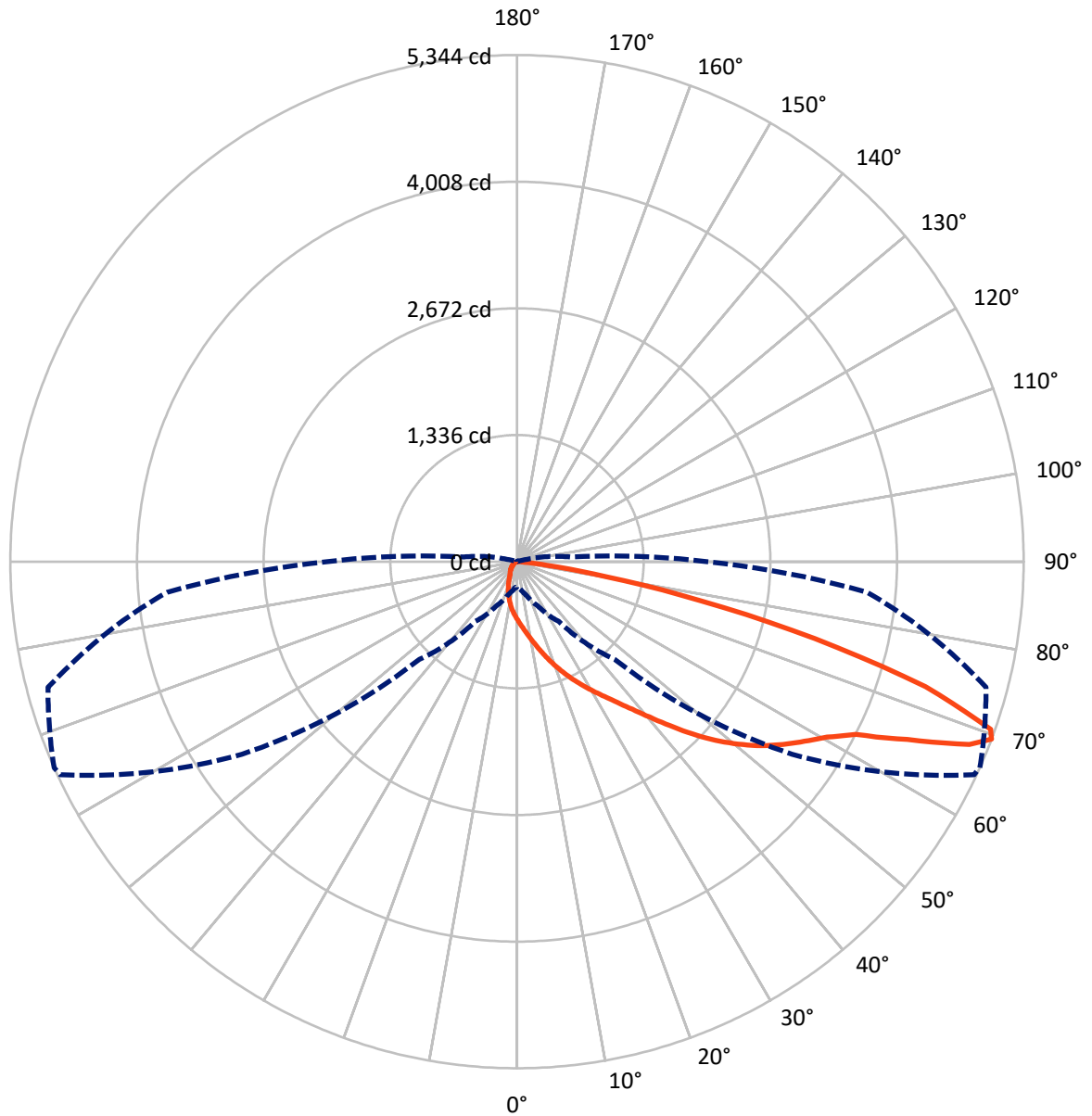
✕ Max cd
 - - - 1/2 Max cd



Based on 10 foot mounting height. Maximum calculated value = 10.1 fc
 Type II - Medium - N/A

REPORT NUMBER: P386002
CATALOG NUMBER: GWC-SA1C-760-U-T2-HSS

Luminous Intensity Polar Plot



— Vertical Plane Through 66-Deg Lateral - - - Horizontal Cone Through 69-Deg Vertical



REPORT NUMBER: P386002

CATALOG NUMBER: GWC-SA1C-760-U-T2-HSS

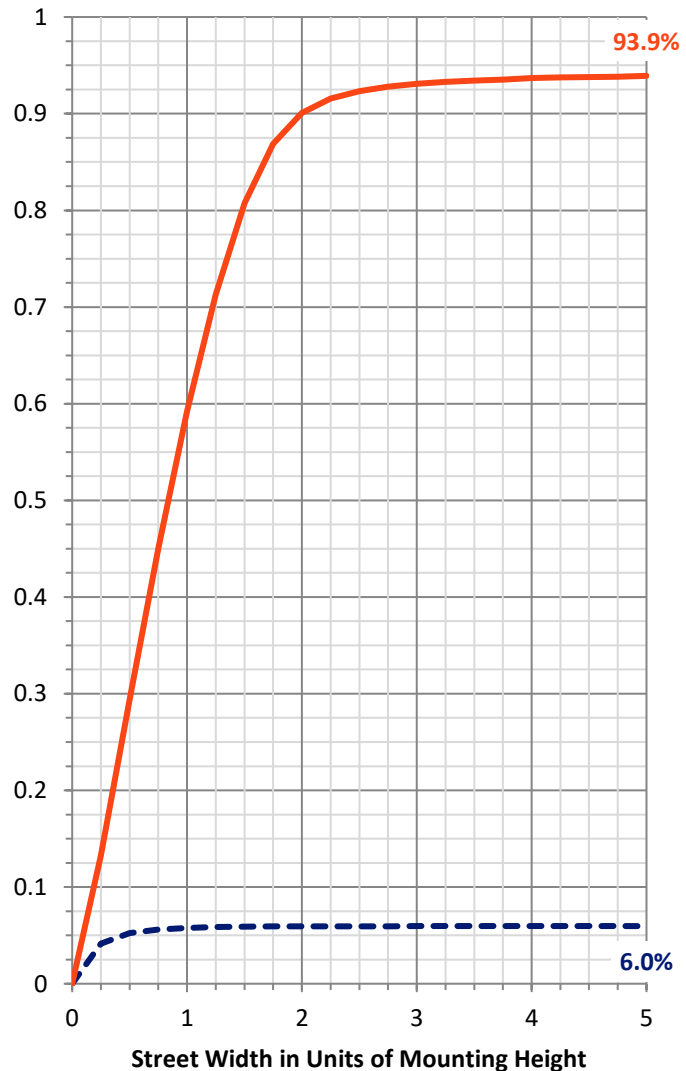
FLUX DISTRIBUTION:

		Downward	Upward	Total
House Side	Lumens	322.3	0.0	322.3
	% Fixture	6.0	0.0	6.0
Street Side	Lumens	5050.7	0.0	5050.7
	% Fixture	94.0	0.0	94.0
Total	Lumens	5373.0	0.0	5373.0
	% Fixture	100.0	0.0	100.0

Coefficient of Utilization

ZONAL LUMENS:

Zone	Lumens	% Fixture
0°-10°	59.1	1.1
10°-20°	175.9	3.3
20°-30°	306.3	5.7
30°-40°	537.4	10.0
40°-50°	899.6	16.7
50°-60°	1322.3	24.6
60°-70°	1357.7	25.3
70°-80°	670.3	12.5
80°-90°	44.3	0.8
90°-100°	0.0	0.0
100°-110°	0.0	0.0
110°-120°	0.0	0.0
120°-130°	0.0	0.0
130°-140°	0.0	0.0
140°-150°	0.0	0.0
150°-160°	0.0	0.0
160°-170°	0.0	0.0
170°-180°	0.0	0.0
0°-90°	5373.0	100.0
0°-180°	5373.0	100.0



REPORT NUMBER: P386002

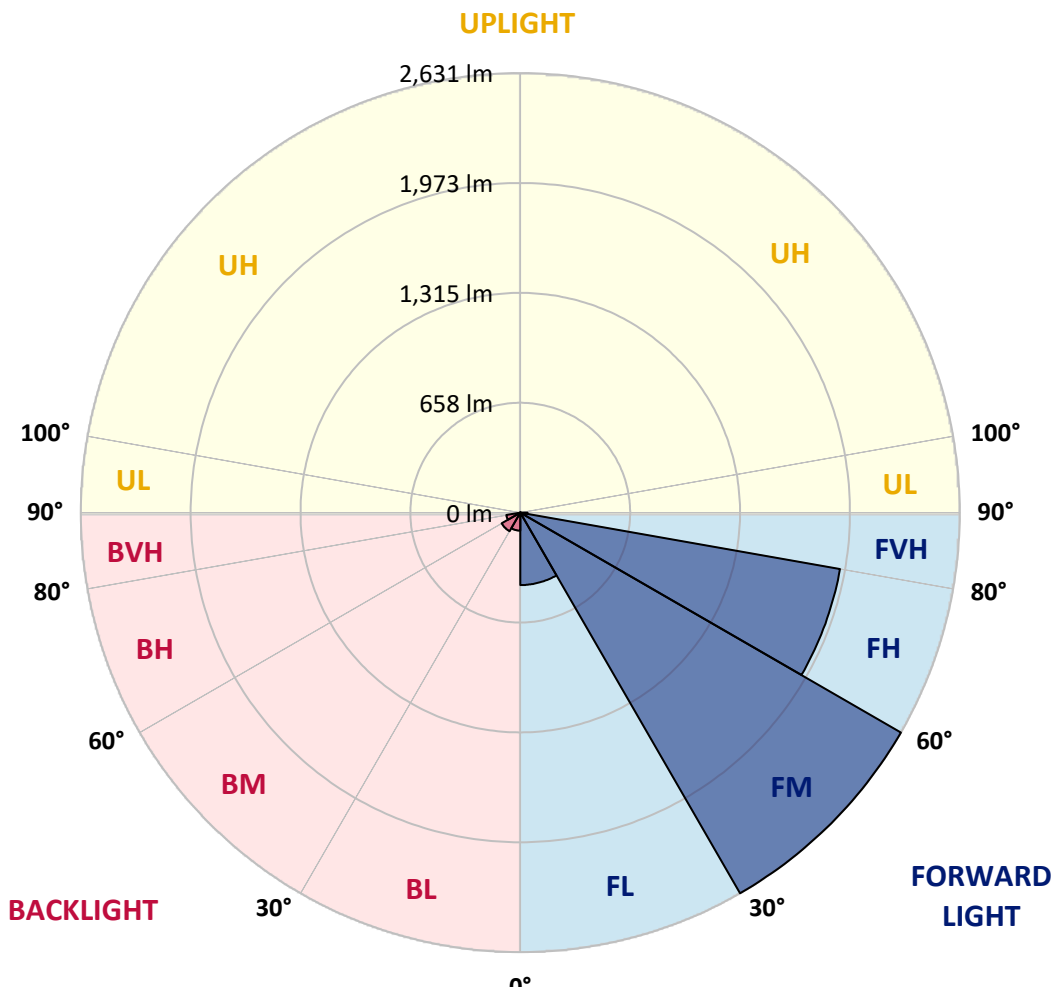
CATALOG NUMBER: GWC-SA1C-760-U-T2-HSS

LUMINAIRE CLASSIFICATION SYSTEM LUMEN TABLE AND BUG RATING:

Zone	Lumens	% Fixture	Zone Rating/Lumen Limit		
			B	U	G
FL (0°-30°)	433.5	8.1			
FM (30°-60°)	2630.9	49.0			
FH (60°-80°)	1943.0	36.2			G2/5000
FVH (80°-90°)	43.2	0.8			G1/100
BL (0°-30°)	107.8	2.0	B0/110		
BM (30°-60°)	128.5	2.4	B0/220		
BH (60°-80°)	84.9	1.6	B0/110		G0/110
BVH (80°-90°)	1.1	0.0			G0/10
UL (90°-100°)	0.0	0.0		U0/0	
UH (100°-180°)	0.0	0.0		U0/0	

BUG Rating: B0-U0-G2

Type II Medium





REPORT NUMBER: P386002

CATALOG NUMBER: GWC-SA1C-760-U-T2-HSS

CANDELA DISTRIBUTION (FULL):

	0°	5°	15°	25°	35°	45°	55°	65°	66°	75°	85°
0°	611.5	611.5	611.5	611.5	611.5	611.5	611.5	611.5	611.5	611.5	611.5
2.5°	719.7	716.6	715.3	709.7	700.0	692.6	678.3	661.7	658.7	642.6	622.9
5°	813.1	810.5	808.7	800.8	790.9	772.2	746.2	715.3	709.5	678.8	639.5
7.5°	878.2	882.7	882.7	877.6	865.1	851.1	819.2	777.1	769.7	722.7	661.7
10°	916.2	921.8	926.1	930.5	928.7	923.1	893.0	845.5	836.6	774.3	687.5
12.5°	919.7	925.4	937.6	955.7	973.3	986.1	967.2	921.3	911.1	834.0	718.1
15°	899.8	905.7	924.6	959.8	1002.4	1039.7	1045.8	1005.2	994.8	905.2	756.4
17.5°	865.1	869.0	896.0	944.8	1011.6	1080.0	1117.0	1095.3	1085.6	986.6	799.0
20°	839.4	842.2	865.9	918.2	1006.0	1105.3	1184.4	1191.0	1180.8	1073.9	845.2
22.5°	883.5	888.6	889.4	914.1	990.7	1117.8	1243.6	1285.2	1277.5	1166.5	890.7
25°	1004.2	1010.1	990.7	975.4	1003.7	1123.4	1294.4	1381.7	1375.5	1266.3	936.3
27.5°	1163.7	1169.8	1144.8	1099.2	1071.8	1144.6	1339.6	1479.7	1479.4	1372.0	985.6
30°	1320.4	1326.5	1301.0	1255.3	1192.6	1204.6	1378.6	1582.3	1583.8	1480.9	1037.9
32.5°	1484.8	1492.4	1466.1	1407.4	1341.9	1308.2	1433.5	1685.4	1694.0	1607.3	1096.9
35°	1671.6	1672.6	1635.6	1574.1	1498.5	1446.7	1521.5	1801.0	1821.6	1763.7	1171.6
37.5°	1854.8	1862.2	1831.8	1734.9	1665.5	1606.8	1652.4	1945.4	1974.8	1954.8	1269.4
40°	1990.6	2006.1	2001.8	1897.2	1831.3	1789.5	1815.0	2117.2	2154.4	2177.4	1392.6
42.5°	2075.8	2087.6	2107.5	2044.4	1984.7	1991.6	2006.9	2317.2	2363.2	2431.1	1534.3
45°	2173.6	2179.2	2195.8	2167.9	2127.6	2197.0	2210.6	2542.6	2590.8	2703.9	1691.5
47.5°	2293.0	2306.3	2310.9	2285.3	2267.0	2378.7	2406.8	2747.5	2815.1	2996.1	1857.9
50°	2445.1	2448.7	2456.6	2440.0	2421.6	2534.9	2582.9	2962.6	3024.1	3289.3	2022.0
52.5°	2593.9	2606.6	2634.2	2623.7	2616.3	2667.9	2739.9	3156.6	3225.2	3533.8	2185.8
55°	2636.7	2647.7	2742.9	2808.0	2868.2	2831.7	2889.9	3330.4	3404.7	3752.2	2343.5
57.5°	2465.5	2487.7	2652.6	2822.0	3071.9	3086.4	3096.1	3508.8	3575.4	3919.7	2507.6
60°	2032.7	2037.0	2307.5	2598.2	3038.2	3308.7	3397.3	3700.4	3756.3	4075.6	2704.1
62.5°	1292.9	1337.0	1633.8	2044.2	2681.9	3276.5	3761.4	3990.3	4010.8	4262.6	2985.9
65°	615.8	644.4	858.2	1263.0	1942.6	2864.9	4012.8	4514.8	4524.0	4633.5	3362.3
67.5°	341.0	354.7	456.6	679.9	1135.7	2026.1	3911.2	5135.9	5144.6	5012.2	3692.5
69°	266.7	278.4	358.6	512.4	769.9	1456.2	3539.4	5317.9	5343.7	5120.6	3704.3
70°	226.4	237.8	308.8	432.8	619.1	1125.2	3150.5	5272.7	5300.0	5110.4	3616.7
72.5°	138.6	145.2	205.7	304.7	415.0	566.0	1942.9	4459.1	4505.3	4687.8	3108.4
75°	93.4	97.0	128.6	210.3	296.8	291.4	1009.3	3143.1	3243.1	3646.6	2295.8
77.5°	66.9	70.2	86.3	136.0	208.0	192.4	457.1	1953.3	1974.8	2187.1	1252.0
80°	38.0	41.1	61.0	80.9	141.1	128.4	181.7	933.0	943.7	937.9	418.0
82.5°	19.9	22.5	33.4	53.3	90.6	84.0	75.5	312.4	313.9	261.1	91.6
85°	3.8	4.6	16.6	36.5	46.7	36.5	30.9	73.2	74.8	66.1	22.7
87.5°	0.0	0.3	6.6	8.2	9.2	9.4	10.0	14.3	15.3	20.7	6.1
90°	0.0	0.0	0.0	0.0	0.0	0.0	0.0	0.0	0.0	0.0	0.0



REPORT NUMBER: P386002
 CATALOG NUMBER: GWC-SA1C-760-U-T2-HSS

CANDELA DISTRIBUTION (continued):

	90°	95°	105°	115°	125°	135°	145°	155°	165°	175°	180°
0°	611.5	611.5	611.5	611.5	611.5	611.5	611.5	611.5	611.5	611.5	611.5
2.5°	614.3	605.1	587.5	567.1	551.2	535.7	523.4	510.7	506.1	503.8	503.5
5°	620.4	601.0	563.7	525.5	494.1	464.5	443.3	423.1	413.7	409.3	407.6
7.5°	630.6	599.5	539.5	481.1	435.9	398.9	369.5	347.6	336.6	332.0	330.2
10°	642.6	597.4	511.2	434.1	376.4	338.1	309.0	287.4	275.4	270.3	267.7
12.5°	656.6	593.9	478.5	386.6	325.6	287.4	252.1	225.3	211.6	205.7	202.9
15°	674.0	590.3	444.3	342.0	281.0	234.3	195.7	177.6	174.8	173.8	174.0
17.5°	691.1	584.7	407.0	297.8	234.0	183.0	163.3	162.3	162.8	162.8	162.8
20°	706.4	571.9	366.5	260.1	189.4	154.4	150.3	148.5	147.3	146.2	145.0
22.5°	718.4	554.8	327.4	222.5	154.7	141.4	135.0	129.4	124.8	121.7	120.2
25°	726.6	532.1	291.7	186.6	139.1	128.6	117.1	107.7	100.5	96.2	94.4
27.5°	732.7	507.6	259.8	156.2	128.4	113.8	98.8	87.5	80.1	76.3	74.8
30°	737.0	479.8	231.7	137.3	116.4	98.3	82.2	71.2	65.8	63.8	62.8
32.5°	741.1	448.9	205.2	128.4	105.1	84.0	68.9	60.5	57.2	54.6	53.8
35°	751.3	420.3	179.9	118.9	93.7	71.7	59.2	53.1	49.8	48.2	47.7
37.5°	775.6	399.1	155.7	109.2	82.2	62.0	51.8	47.5	44.4	42.9	42.4
40°	814.6	388.4	135.3	98.8	70.9	54.6	47.0	42.9	39.6	37.3	36.7
42.5°	872.0	389.9	121.0	88.3	62.0	48.7	42.4	37.5	33.9	31.9	31.4
45°	941.7	401.2	111.0	78.1	54.6	44.1	37.3	32.2	28.8	27.1	26.5
47.5°	1017.2	419.3	102.8	68.9	48.7	39.8	32.2	26.8	24.0	22.5	22.2
50°	1096.9	436.9	94.4	60.0	43.6	35.5	27.1	22.2	19.9	18.6	18.1
52.5°	1177.5	457.3	86.8	51.8	39.3	30.4	22.5	18.1	16.3	15.3	14.8
55°	1264.3	472.6	79.4	45.4	35.0	25.8	18.6	15.1	13.5	12.2	12.0
57.5°	1366.4	496.4	71.7	39.3	29.9	21.4	15.3	12.0	10.7	9.4	9.2
60°	1504.2	524.2	63.5	34.7	24.5	17.6	12.5	9.7	8.2	7.1	6.9
62.5°	1685.9	555.1	53.3	30.4	19.9	14.3	10.0	7.7	5.9	4.6	4.6
65°	1916.3	605.3	43.6	25.5	16.3	11.7	7.7	5.6	3.3	2.0	2.0
67.5°	2050.8	614.0	35.2	20.9	13.3	10.0	6.4	3.8	1.0	0.3	0.0
69°	2007.7	563.7	29.9	17.9	11.5	9.4	5.9	2.8	0.5	0.0	0.0
70°	1926.5	515.5	26.3	15.8	10.5	8.9	5.6	2.0	0.5	0.0	0.0
72.5°	1592.0	367.0	19.9	11.7	7.7	7.9	5.1	1.3	0.5	0.0	0.0
75°	1159.6	223.0	14.3	8.2	4.8	5.9	3.6	0.5	0.3	0.0	0.0
77.5°	645.2	105.1	8.9	4.6	3.1	3.6	1.8	0.0	0.0	0.0	0.0
80°	209.5	28.6	4.1	2.6	1.8	2.0	0.8	0.0	0.0	0.0	0.0
82.5°	38.8	8.2	2.3	1.3	0.5	0.5	0.0	0.0	0.0	0.0	0.0
85°	8.4	3.3	1.3	0.5	0.0	0.0	0.0	0.0	0.0	0.0	0.0
87.5°	2.8	1.0	0.3	0.0	0.0	0.0	0.0	0.0	0.0	0.0	0.0
90°	0.0	0.0	0.0	0.0	0.0	0.0	0.0	0.0	0.0	0.0	0.0

Signify Classified - Internal
Cooper Lighting Solutions Photometric Lab
1121 Highway 74 South
Peachtree City, GA 30269

Scaled Data Report



Report Generated By 670245982

Signify Classified - Internal
Cooper Lighting Solutions Photometric Lab
1121 Highway 74 South
Peachtree City, GA 30269

Scaled Data Report



Signify Classified - Internal
Cooper Lighting Solutions Photometric Lab
1121 Highway 74 South
Peachtree City, GA 30269

Scaled Data Report



Signify Classified - Internal
Cooper Lighting Solutions Photometric Lab
1121 Highway 74 South
Peachtree City, GA 30269

Scaled Data Report



Signify Classified - Internal
Cooper Lighting Solutions Photometric Lab
1121 Highway 74 South
Peachtree City, GA 30269

Scaled Data Report



--- HS — SS

Signify Classified - Internal
Cooper Lighting Solutions Photometric Lab
1121 Highway 74 South
Peachtree City, GA 30269

Scaled Data Report



u

Signify Classified - Internal
Cooper Lighting Solutions Photometric Lab
1121 Highway 74 South
Peachtree City, GA 30269

Scaled Data Report



Signify Classified - Internal
Cooper Lighting Solutions Photometric Lab
1121 Highway 74 South
Peachtree City, GA 30269

Scaled Data Report



(END OF REPORT)